

Date _____

Prénom _____






MOBILISER LE LANGAGE DANS TOUTES SES DIMENSIONS


Découvrir le principe alphabétique

Attendu : reconnaître les lettres de l'alphabet.

Observable : retrouver les lettres d'un mot et les écrire dans les cases d'une grille de mots croisés.

Consigne : complète cette grille de mots croisés avec les mots du visage. ✍

 BOUCHE	 YEUX	
 NEZ	 OREILLE	



The crossword puzzle grid consists of a central vertical column of 6 squares and a horizontal row of 6 squares intersecting at the 3rd square from the top. The words are placed as follows:

- BOUCHE**: Horizontal word, 4 letters, starting at the 2nd square of the central column.
- NEZ**: Vertical word, 3 letters, starting at the 1st square of the central column.
- YEUX**: Horizontal word, 4 letters, starting at the 4th square of the central column.
- OREILLE**: Vertical word, 5 letters, starting at the 1st square of the horizontal row.
- CHEVEUX**: Vertical word, 6 letters, starting at the 6th square of the horizontal row.