



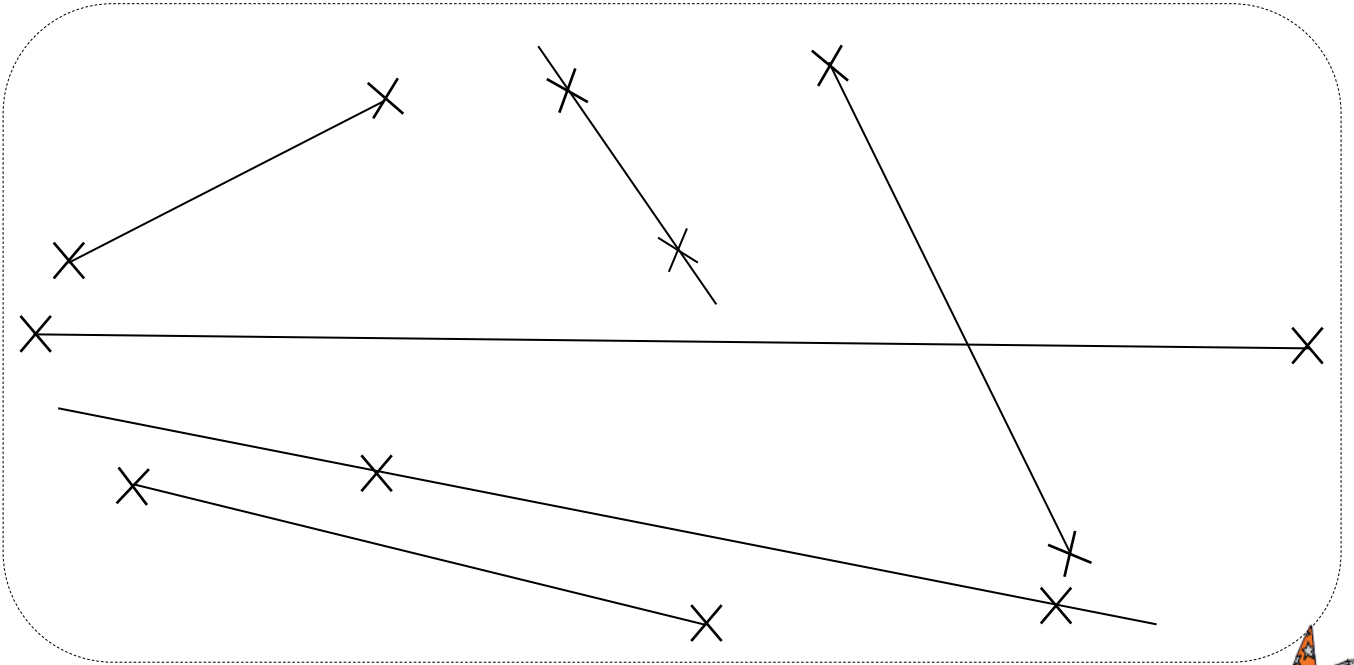
Géométrie

Fiche 1

Droites et segments

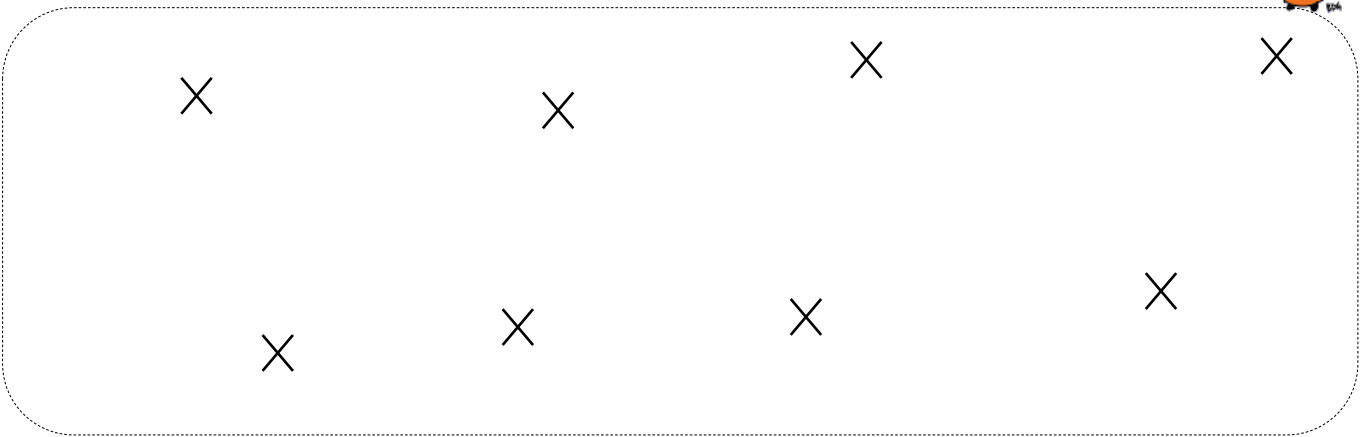
1

Repasse en rouge sur les droites et en bleu sur les segments.




2

Trace 4 segments.



3

Trace 4 droites.

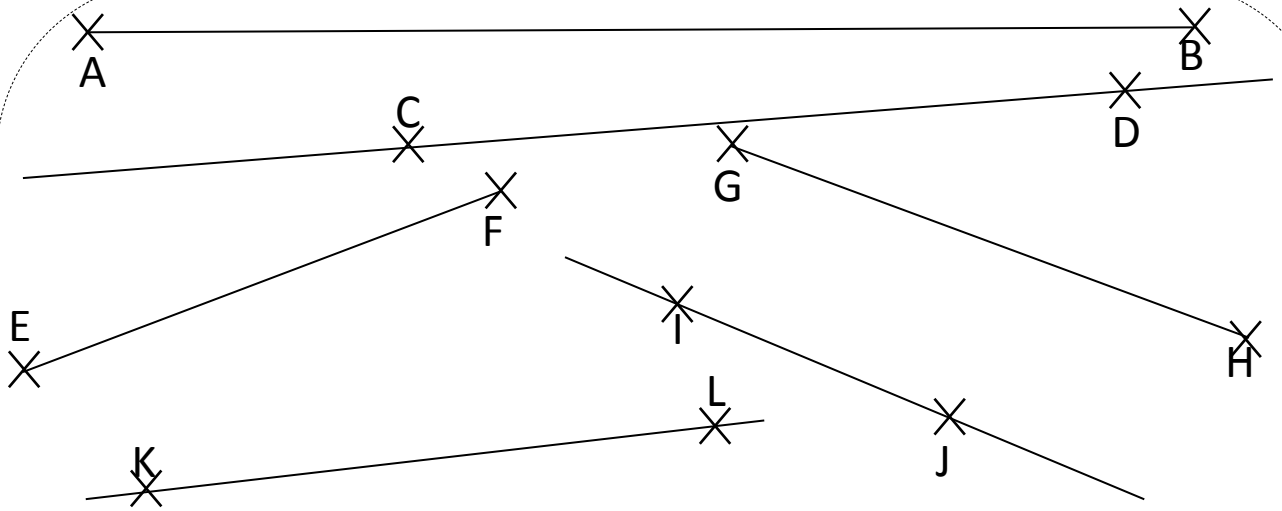




Géométrie

Droites et segments

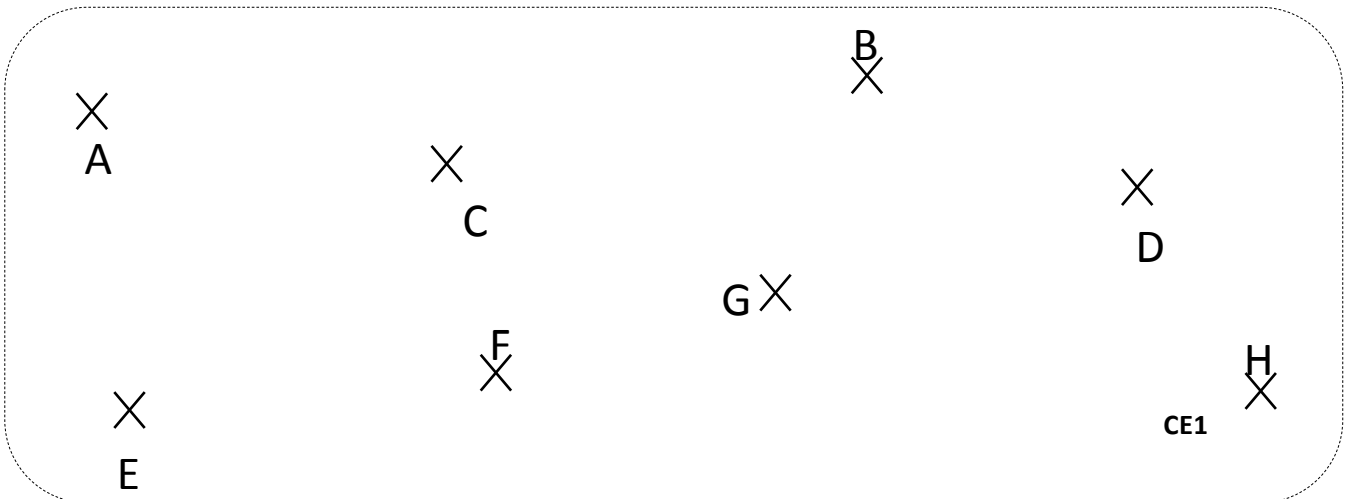
1 Repère les droites et les segments et complète le tableau



Les droites	Les segments
(CD)	[AB]



3 Trace les droites : (AB), (CD) et les segments [EF], [GH]






Géométrie


Fiche 3

Droites et segments

1 Trace la droite qui passe par les 3 points.



2 Cherche 3 points alignés et trace la droite (il y en a 3).





Géométrie

Fiche 4

Droites et segments

1 Trace un segment $[AB]$

2 Trace une droite (CD) , place E sur cette droite.

3 Que peut-on dire des points C, D, E ?



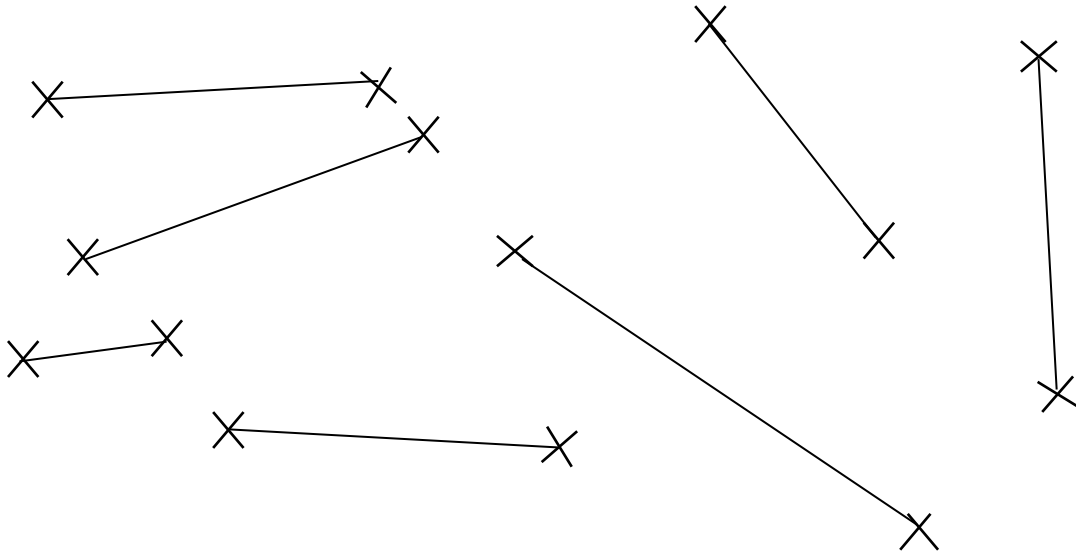


Mesures

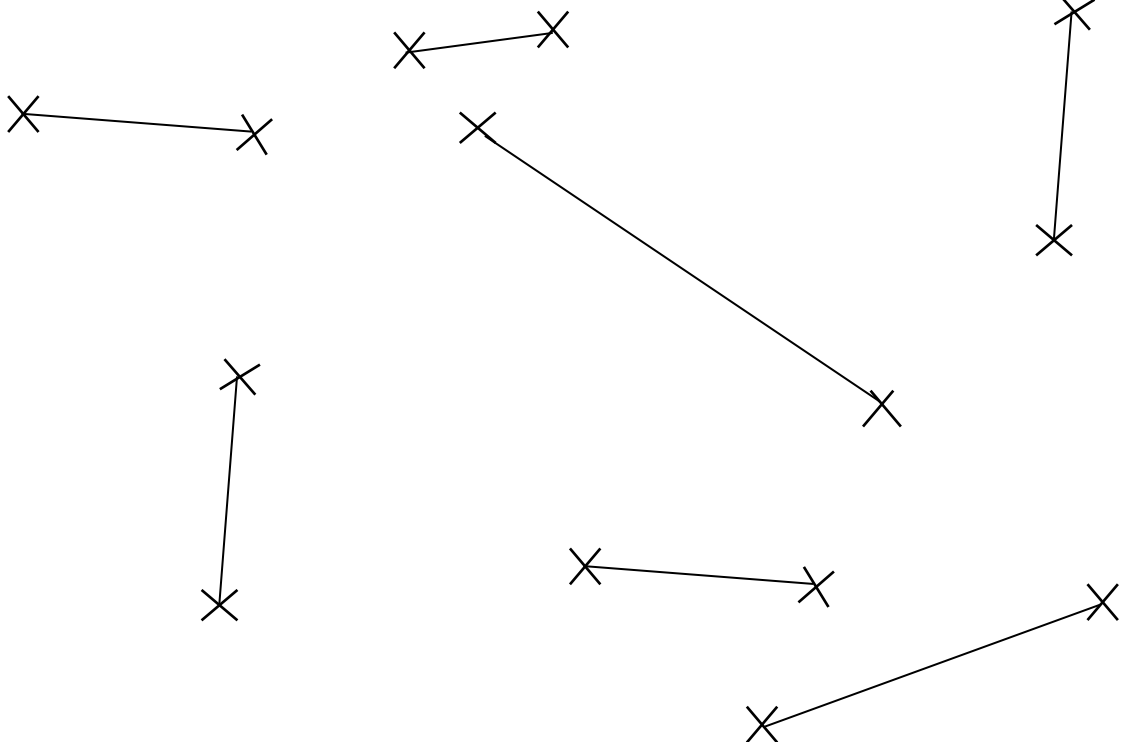
Fiche 1

Les segments

1 Sans utiliser la règle, trouve les segments de cette longueur.



2 Sans utiliser la règle, trouve les segments de cette longueur.



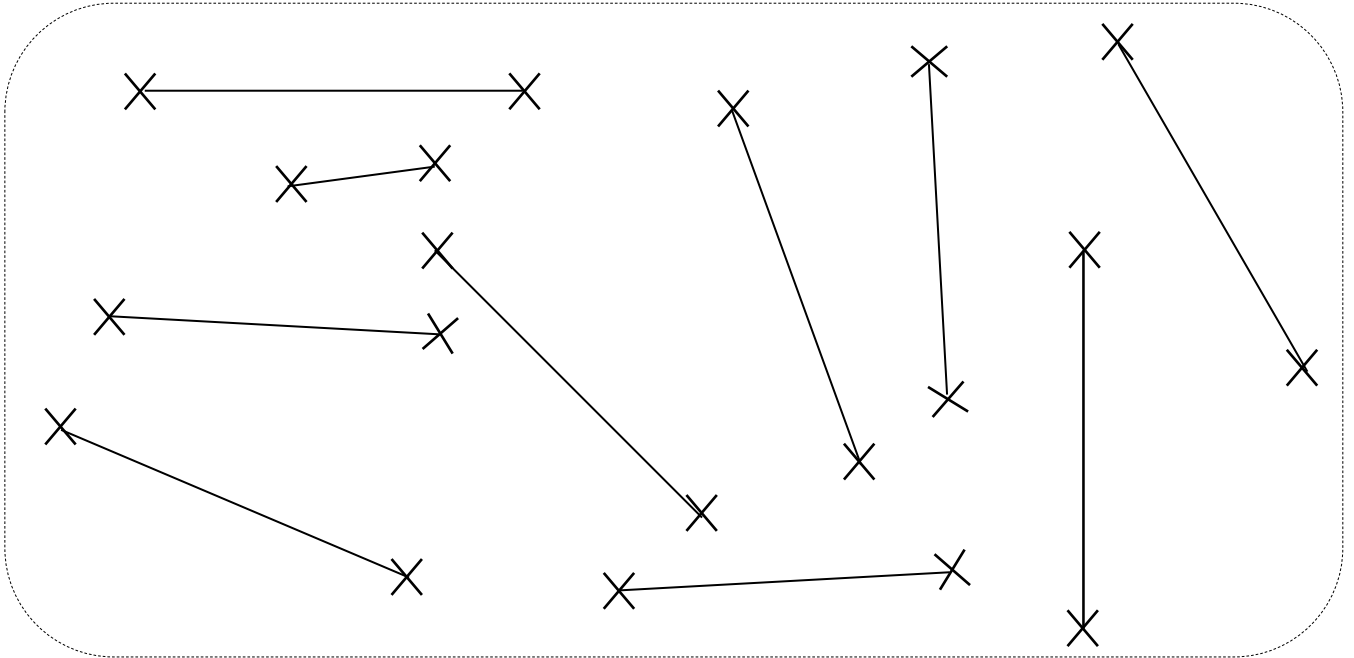


Mesures

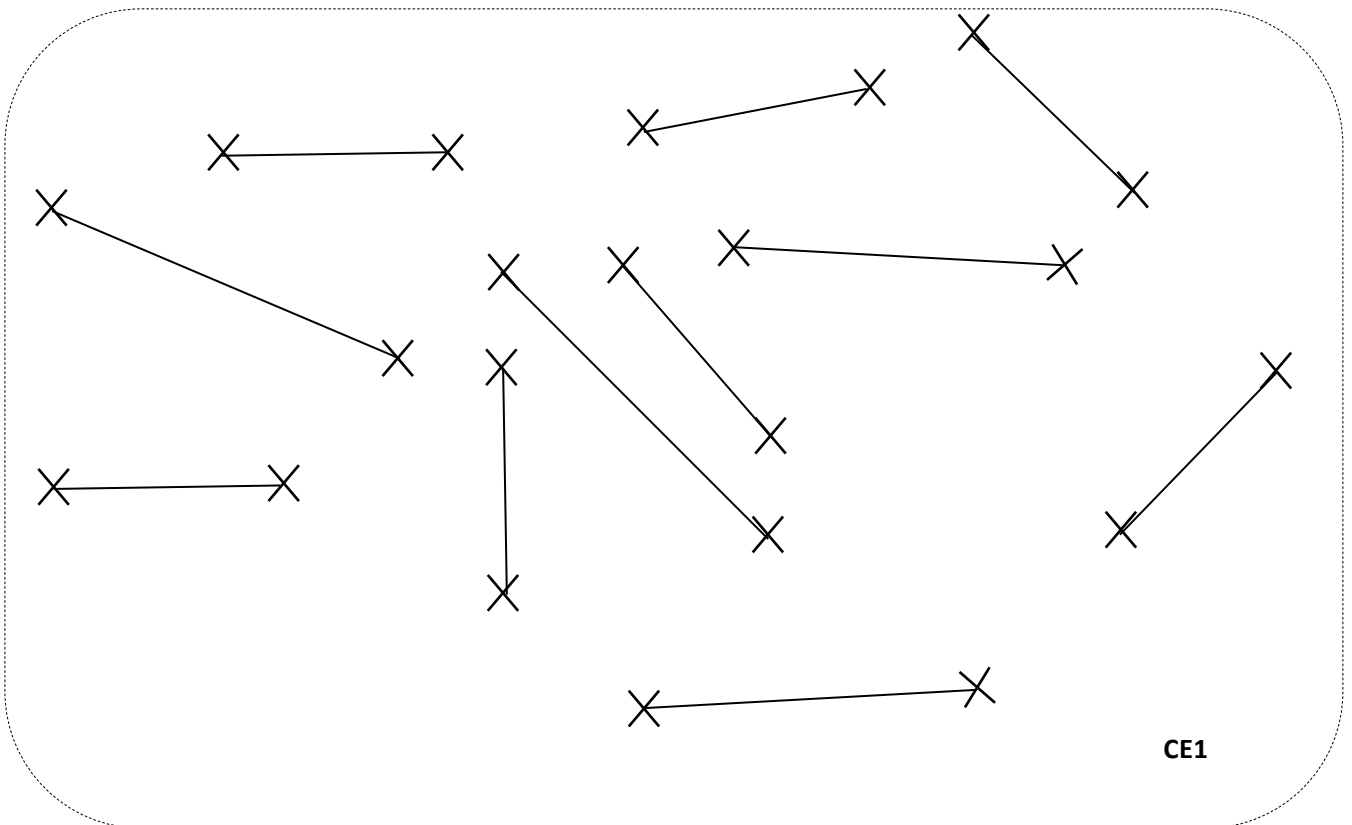
Fiche 2

Les segments

1 Trouve les segments qui mesurent 5 cm.



2 Trouve les segments qui mesurent 3 cm.



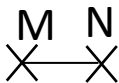








Mesures

Fiche 3

Les segments

1 Mesure les différents segments et complète le tableau






AB	cm
CD	
EF	
GH	
IJ	
KL	
MN	



2 Place le point B tel que [AB] mesure 4 cm

Place le point D tel que [CD] mesure 3 cm

Place le point F tel que [EF] mesure 7 cm





Mesures

Fiche 4

Les segments

1 Trace les segments à la longueur demandée.

A
X _____

C
X _____

E
X _____

G
X _____

I
X _____

K
X _____

M
X _____

AB	1 cm
CD	2 cm
EF	3 cm
GH	4 cm
IJ	5 cm
KL	6 cm
MN	7 cm



2 Mesure [AB]

A
X _____ B
X

AB = ____ cm ____ mm

E
X _____ F
X

EF = ____ cm ____ mm

G
X _____ H
X

GH = ____ cm ____ mm



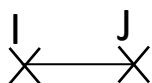






Mesures

Fiche 5

Les segments

1 Mesure les segments et complète les tableaux.



AB	cm	mm
CD		
EF		
GH		
IJ		
KL		
MN		






2

Place le point **B** tel que **[AB]** mesure 4 cm 8 mm

Place le point **D** tel que **[CD]** mesure 6 cm 1 mm

Place le point **F** tel que **[EF]** mesure 5 cm 9 mm



CE1



Mesures

Fiche 6

Les segments

1 Trace les segments à la longueur demandée.

A
X

C
X

E
X

G
X

I
X

K
X

M
X

AB	5 cm 5 mm
CD	4 cm 1 mm
EF	8 cm 2 mm
GH	6 cm 3 mm
IJ	2 cm 8 mm
KL	3 cm 7 mm
MN	1 cm 9 mm



2 Trace $AB = 8 \text{ cm}$; $EF = 9 \text{ cm } 5 \text{ mm}$; $GH = 7 \text{ cm } 3 \text{ mm}$