


Construction du nombre

Élaborer des collections

Observer les étiquettes.

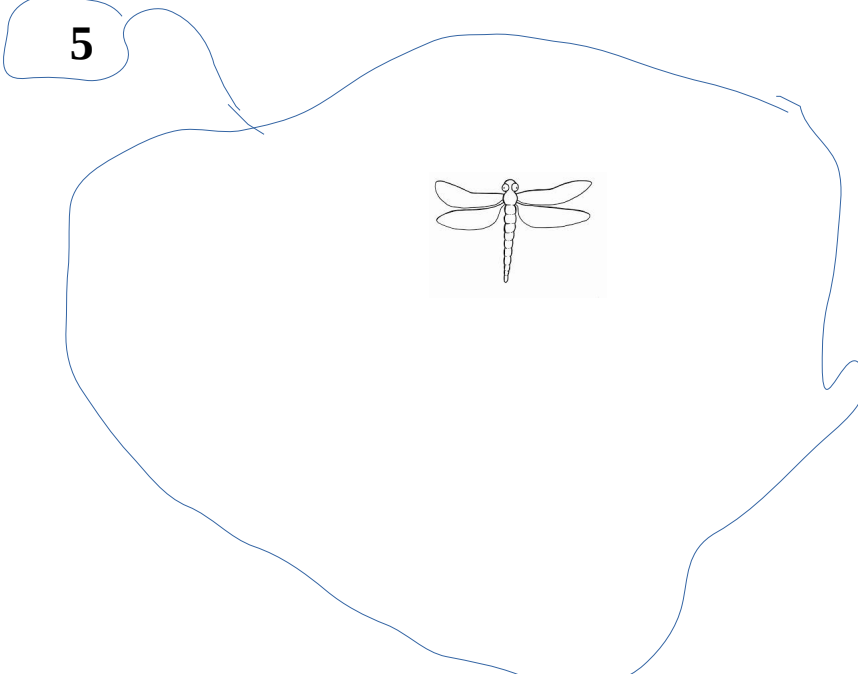
Dessiner autant d'éléments nécessaires pour compléter la collection.

3



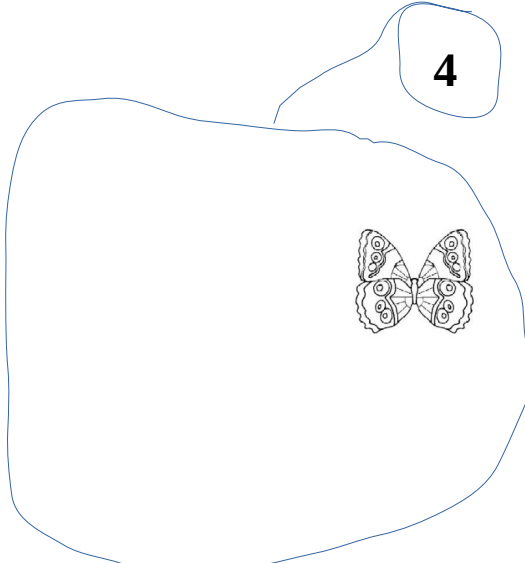
A collection box containing one bee illustration. The box is an irregular shape with a small tab on the left side. The number '3' is written in a small box next to the tab. The bee is a simple line drawing with a smiling face, antennae, and wings.

5



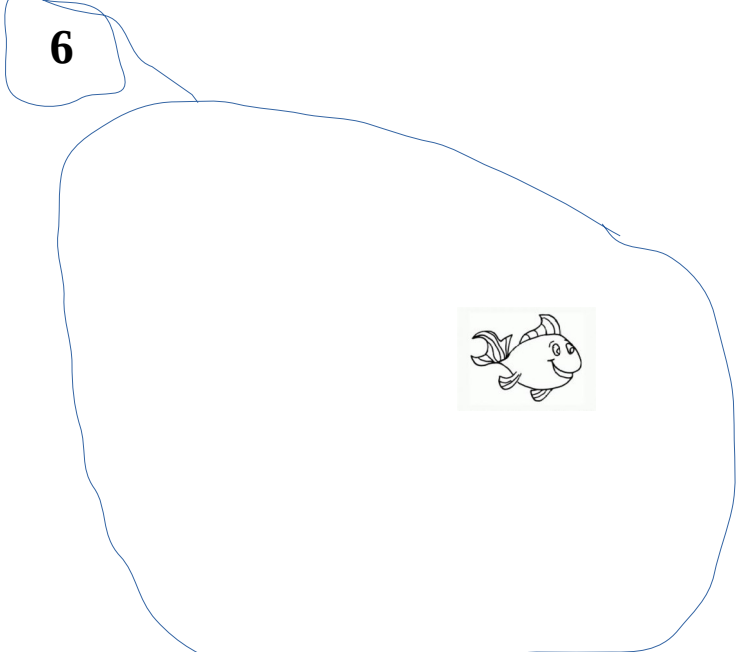
A collection box containing one dragonfly illustration. The box is an irregular shape with a small tab on the left side. The number '5' is written in a small box next to the tab. The dragonfly is a simple line drawing with a long body, segmented abdomen, and four wings.

4



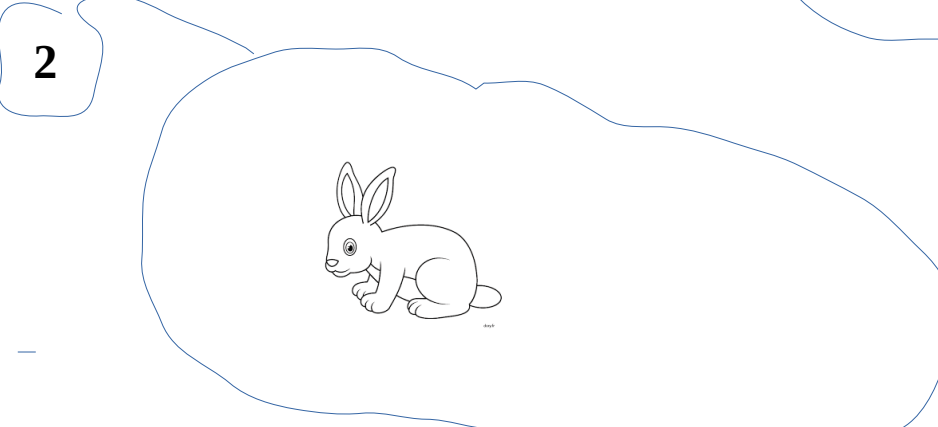
A collection box containing one butterfly illustration. The box is an irregular shape with a small tab on the left side. The number '4' is written in a small box next to the tab. The butterfly is a simple line drawing with patterned wings.

6



A collection box containing one fish illustration. The box is an irregular shape with a small tab on the left side. The number '6' is written in a small box next to the tab. The fish is a simple line drawing of a cartoonish fish with a smiling face.

2



A collection box containing one rabbit illustration. The box is an irregular shape with a small tab on the left side. The number '2' is written in a small box next to the tab. The rabbit is a simple line drawing of a sitting rabbit.