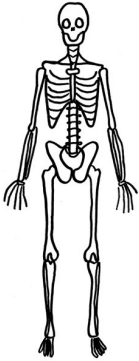




Découpe l'étiquette identique et colle la sous le modèle.




SQUELETTE




DENT



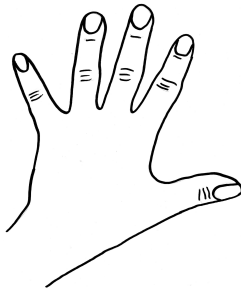
BRAS




OREILLE




BOUCHE




MAIN



JAMBE



NEZ



BRAS

DENT

MAIN

JAMBE

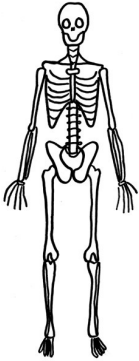
SQUELETTE

NEZ


BOUCHE

OREILLE


Découpe l'étiquette identique et colle la sous le modèle.




squelette




dent



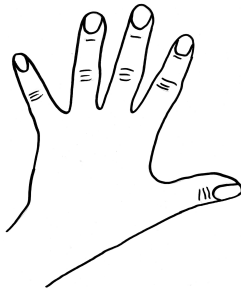

bras




oreille




bouche




main



jambe

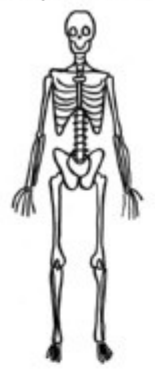


nez



BRAS	DENT	MAIN	JAMBE	SQUELETTE	NEZ	BOUCHE	OREILLE
------	------	------	-------	-----------	-----	--------	---------

Découpe l'étiquette identique et colle la sous le modèle.



squelette




dent



bras



oreille




bouche




main



jambe

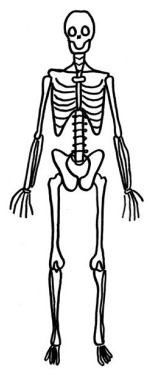


nez



bras	dent	main	jambe	squelette	nez	bouche	oreille
------	------	------	-------	-----------	-----	--------	---------

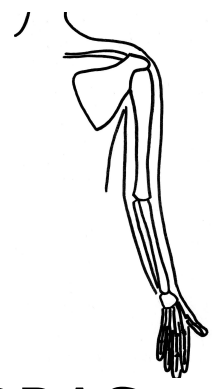
Ecris sous les dessins..



SQUELETTE



DENT



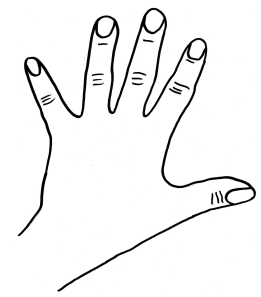
BRAS



OREILLE



BOUCHE



MAIN



JAMBE



NEZ


Entoure le chiffre qui correspond au nombre d'aliments sur la ligne



2 4 3 6




2 4 1 3



1 4 3 5




7 2 3 1



3 6 5 7

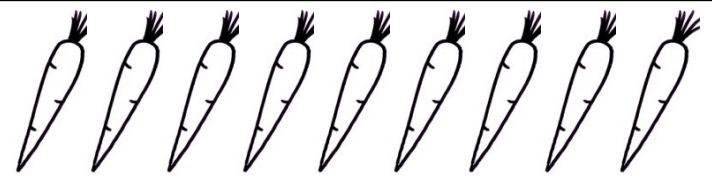



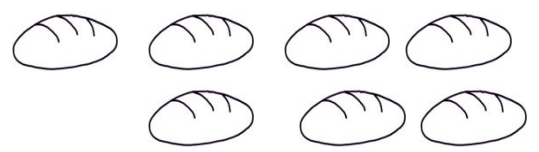
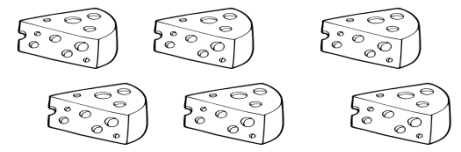
4 3 5




5 4 1 3

Ecris le nombre d'éléments sur chaque ligne.


Entoure les mains par 4.



LE SQUELETTE

