


Je decore le mois d'AVRIL en reproduisant des motifs divers.

MS



CLOCHE



--	--	--	--	--	--

JARDIN



--	--	--	--	--	--

LAPIN



--	--	--	--	--

POULE



--	--	--	--	--

PANIER



--	--	--	--	--	--

OEUF



--	--	--	--

AGNEAU



--	--	--	--	--	--

PAQUES



Joyeuse Pâques

--	--	--	--	--	--

NID



--	--	--	--	--	--



C	L	O	C	H	E
J	A	R	D	I	N
L	A	P	I	N	
P	O	U	L	E	
P	A	N	I	E	R
O	E	U	F		
A	G	N	E	A	U
P	A	Q	U	E	S
N	I	D			

Mots à découper et à reconstituer sur le thème de Pâques



Je retrace les boucles à l'envers avec un feutre.

MS



la date △

Je retracer les ponts à l'endroit avec un feutre et je reproduis des ponts. MS

The worksheet is divided into four horizontal sections. Each section begins with a drawing of an animal: a grasshopper, a frog, and a horse. Following each animal are seven circular frames. The first frame in each row contains the animal's image, while the subsequent frames contain a specific object: a maple leaf, a lily pad, and a bridge. Below each row of circles is a dashed line with an arrow pointing to the left, indicating the direction of tracing. The top row consists of seven dashed arches. The bottom row also consists of seven dashed arches.


la date ◻

le prénom •

Je retrace les boucles à l'endroit avec un feutre.



le prénom •




la date ▲

le prénom •

Je retrace des vagues avec un feutre.


MS



la date ▽

le prénom ◦




GRAPHISME :- je trace des motifs graphiques entre deux lignes en maîtrisant mon geste.



- je retraced les escargots et je les colore.



MS




Graphisme: - reproduire des vagues  pour faire la queue de la souris. MS


Handwriting practice on four horizontal lines. Each line contains a sequence of shapes: a solid black mouse tail, a dashed black mouse tail, a solid black mouse tail, and a dashed black mouse tail. To the right of each mouse tail is a series of vertical lines that form a wavy pattern, intended to be drawn as a mouse's tail.

maintenant, essaie tout seul ...



Two horizontal lines with small blue shapes drawn on them. The top line has a small blue zigzag shape. The bottom line has a small blue wavy shape.

la date 






le prénom 

la date Δ

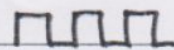
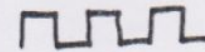


le prénom \circ

MS

Activité de retraçage : passer le feutre sur les pointillés pour former correctement les motifs graphiques reproduits en maîtrisant son geste graphique.



Graphisme : reproduire des motifs graphiques entre deux lignes en respectant le modèle.



algorithme à continuer

