

41


CE-CM

Op'art

Matériel nécessaire :




Un crayon à papier



Une règle



Un compas



Une feuille A4

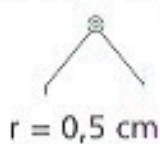


Des crayons de couleur

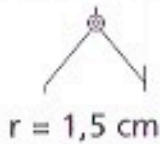
1

1 2 3 4

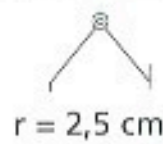
2



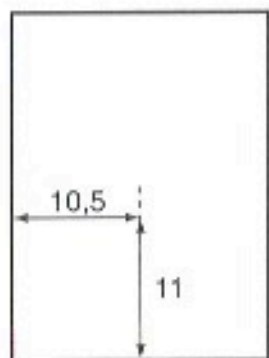
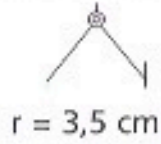
3



4



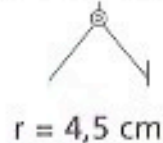
5



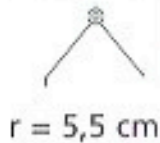
Placer la pointe du compas à l'endroit indiqué à l'image 1. Faire le premier cercle ($r = 0,5$ cm).
Puis pour chaque cercle, décaler la pointe vers le haut de 0,5 cm.



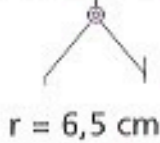
6



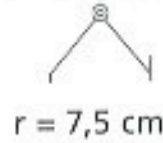
7



8



9



10

