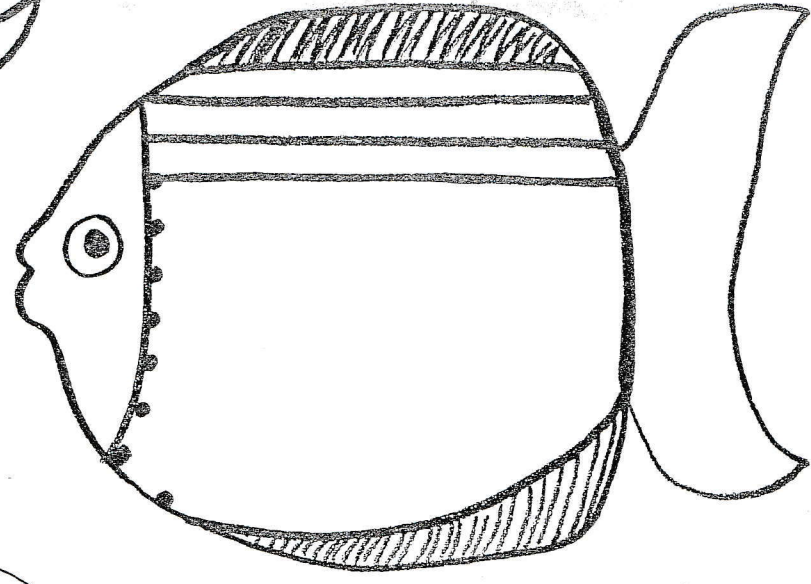
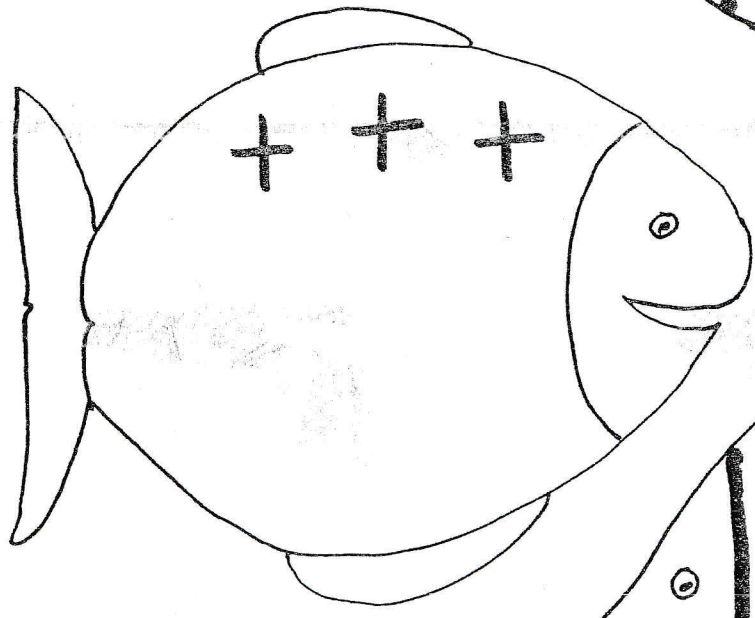


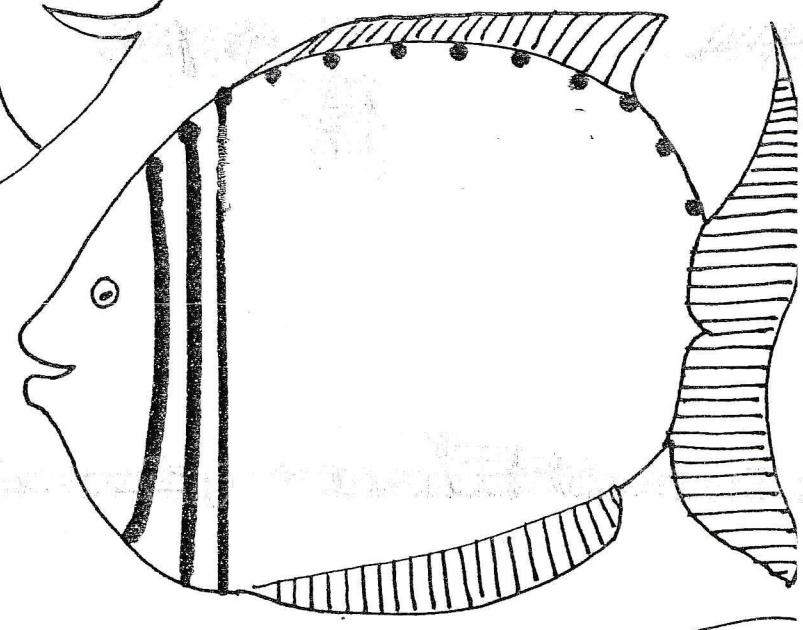
Le rond: □



Lignes horizontales: □

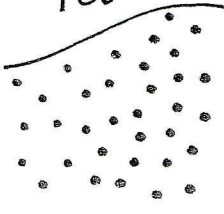


La croix: □



Lignes Verticales □

□
les Points



Date :



1 - Entoure les lettres **A a à Å** **a à**

Å o d a c à è à Å A a e a Å V A d a à

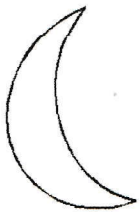
A	a	Å	a
	à		à


2 - Entoure la lettre a dans les prénoms de la classe :
Écrire les prénoms préalablement
 Daniel. Annie. Sabine. April





ananas

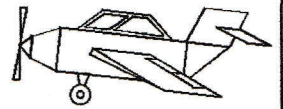
3 - Entoure les images des mots dans lesquelles tu entends le son [a] et barre les autres, puis localise le son :



















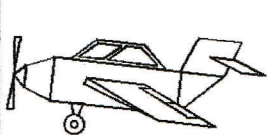





4 - Écris la lettre a en te servant des lignes :

a a

5 - Écris la lettre a dans les mots suivants :



__vion




b__n__ne



__n__n__s




ch__t






v__che








6 - Colorie les lettres :




Objectif : Notion de « autant ».

Consigne : Colle autant de chapeaux qu'il y a de clowns.





MATHS

lundi

mardi


jeudi

vendredi

samedi




Je colorie
5 poussins.




Je colorie
5 clowns.




Je colorie
5 bonbons.



Je colorie
5 lettres.



Colorie le nombre 5.



3 Les nombres de 1 à 6