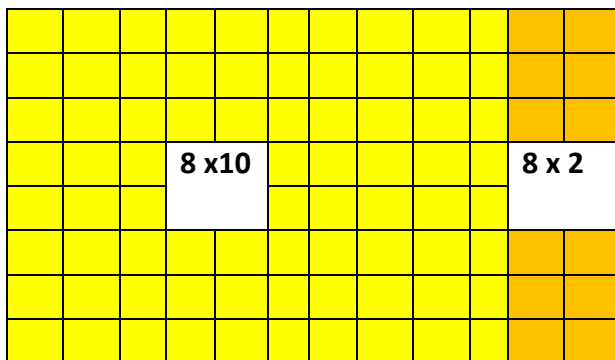


Il n'est pas nécessaire d'imprimer. Tu peux écrire sur une feuille ou dans un cahier.
Je donnerai la correction plus tard.

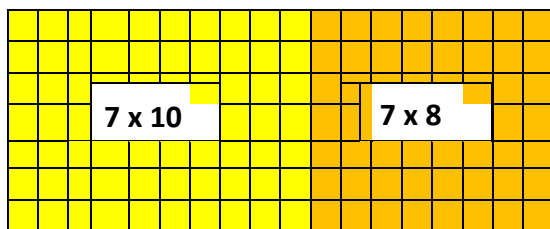
1-Dessine et colorie le quadrillage qui correspond et calcule les multiplications.

exemple

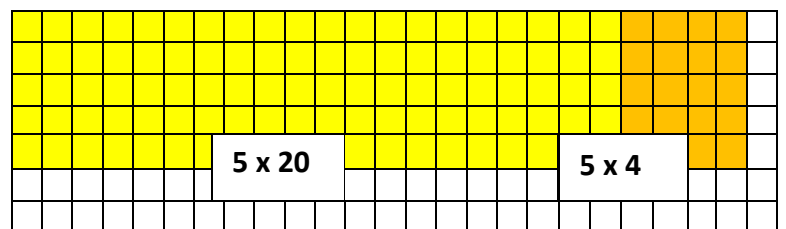
$$\begin{aligned} 8 \times 12 &= 8 \times (10+2) \\ &= (8 \times 10) + (8 \times 2) \\ &= 80 + 16 \\ &= 96 \end{aligned}$$



$$\begin{aligned} 7 \times 18 &= 7 \times (10+8) \\ &= (7 \times 10) + (7 \times 8) \\ &= 70 + 56 \\ &= 126 \end{aligned}$$

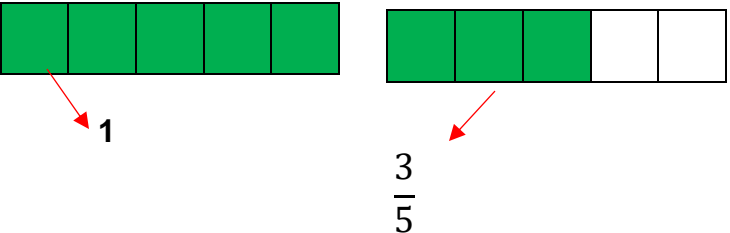

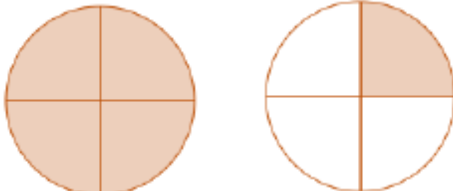



$$\begin{aligned} 5 \times 24 &= 5 \times (20+4) \\ &= (5 \times 20) + (5 \times 4) \\ &= 100 + 20 \\ &= 120 \end{aligned}$$



2-Ecris la lettre et la fraction correspondante.

a	b	c	d
$\frac{1}{4}$	$\frac{1}{2}$	$\frac{3}{4}$	

e		$\frac{8}{5} = 1 + \frac{3}{5}$
f		$\frac{21}{6} = 3 + \frac{3}{6}$
g		$\frac{5}{4} = 1 + \frac{1}{4}$
h		$\frac{5}{2} = 2 + \frac{1}{2}$