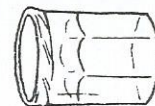
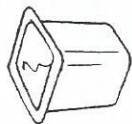
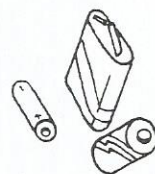

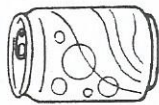






Le tri des déchets : à la maison







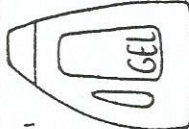




Colorie chaque poubelle selon la couleur indiquée par l'enseignant.
Relie-les d'un trait de même couleur à la bonne poubelle.



Poubelles



Nomme les déchets représentés et colorie la case correspondante de la même couleur que la poubelle utilisée (bleu, jaune, vert).

	
journal	pot de yaourt
	
bouteille en plastique	boîte de conserve
	
boîte de lessive	pot en verre
	
flacon de lessive	canette
	
bouteille	mouchoir en papier
	
	bricole de lait