

Nom : .....

Date : .....

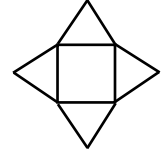
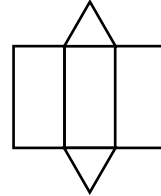
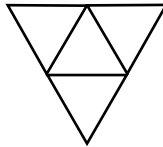
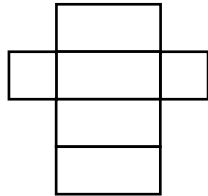
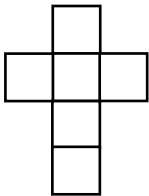
*Evaluation*

Les patrons de solides

/20

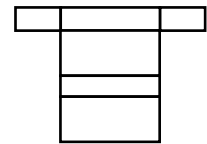
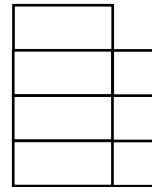
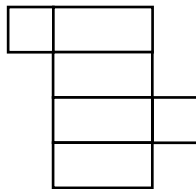
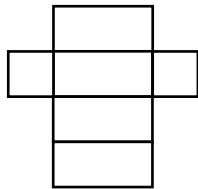
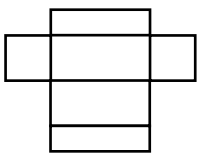
A	RF	RR	NA

/5 1 A quels solides correspondent ces patrons ?




.....

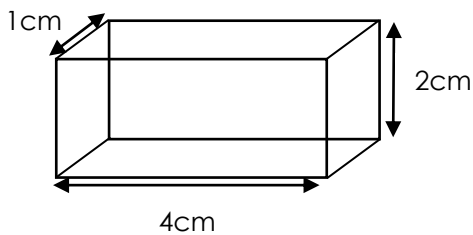
/5 2 Colorie les patrons qui permettent de construire un pavé droit



/5 3 Dessine 3 patrons de cube différents.



/5 4 Dessine le patron du pavé droit suivant :



Nom : .....

Date : .....

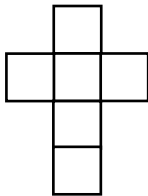
*Corrigé*

Les patrons de solides

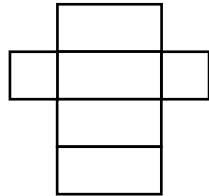
/20

A	RF	RR	NA

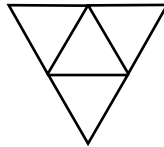
/5 1 A quels solides correspondent ces patrons ?



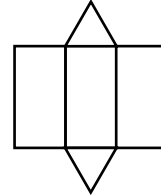
cube



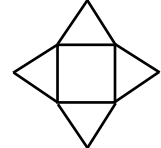
pavé droit



tétraèdre

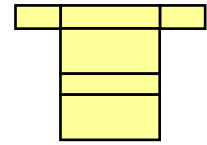
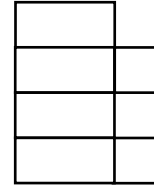
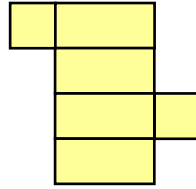
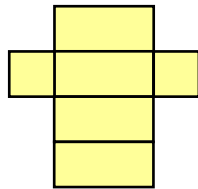
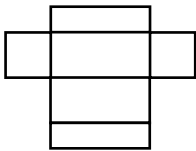


prisme

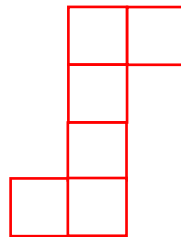




pyramide

/5 2 Colorie les patrons qui permettent de construire un pavé droit



/5 3 Dessine 3 patrons de cube différents.



/5 4 Dessine le patron du pavé droit suivant :

