



Tracer à la règle

Géométrie

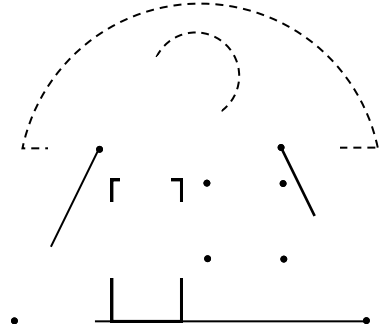
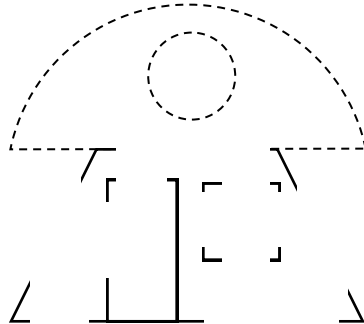
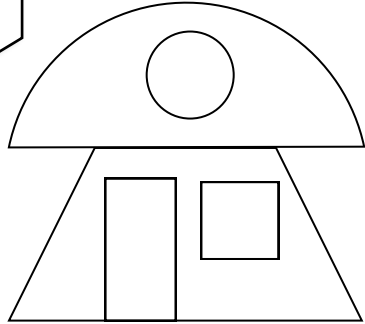
Fiche n°

lundi mardi mercredi jeudi vendredi samedi dimanche

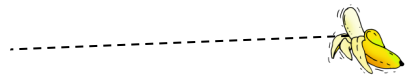
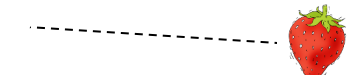
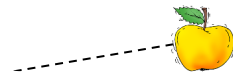



/ /


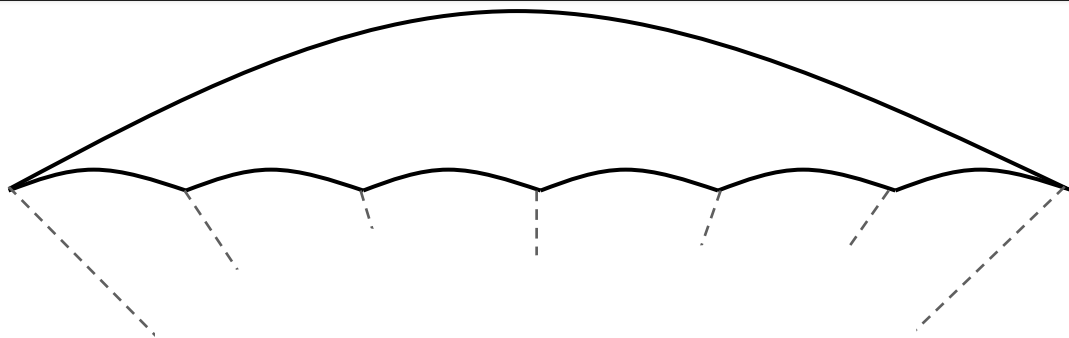

1 Reproduis la figure du modèle à main levée :



2 Avec ta règle, complète le trajet de chaque flèche, pour rejoindre un fruit.



3 Avec ta règle, complète les fils du parachute, les fils ne doivent pas se croiser :





Les formes planes

Identifier les formes

Géométrie

Fiche n°

lundi mardi mercredi jeudi vendredi samedi dimanche



/ /

1 Colorie comme indiqué.



Colorie en rouge les

triangles



Colorie en bleu les

cercles




Colorie en jaune les

carrés

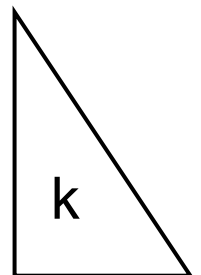

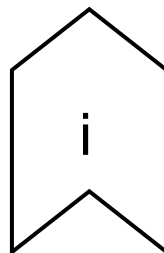
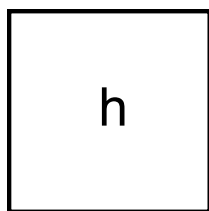
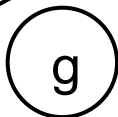
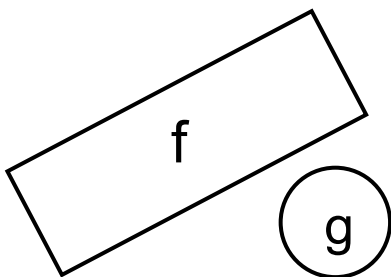
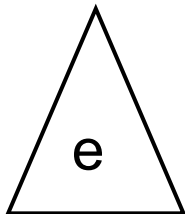
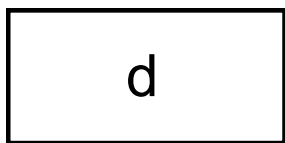
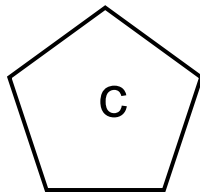
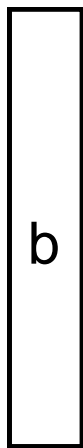
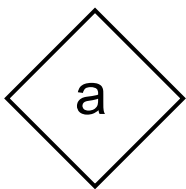


Colorie en vert les

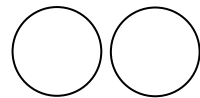
rectangles



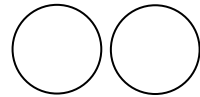
2 Observe les formes et complète le tableau.



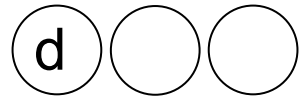
carrés



cercles



rectangles



triangles

