





A imprimer sur feuilles couleurs rouge, bleu vert ou à colorier





Algorithmes

Nom :

























Date :

Observe et continue le rythme.



Nom :




- Comparer des longueurs par comparaison directe





Date :



Comparer des longueurs

Découpe les crayons et colle-les au bon endroit.




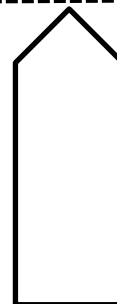
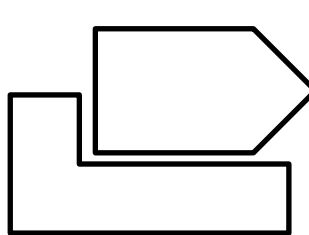
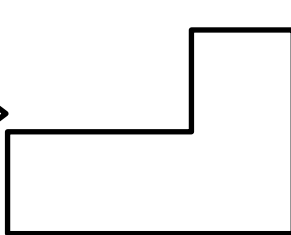
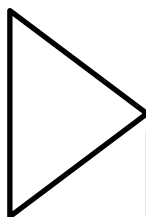
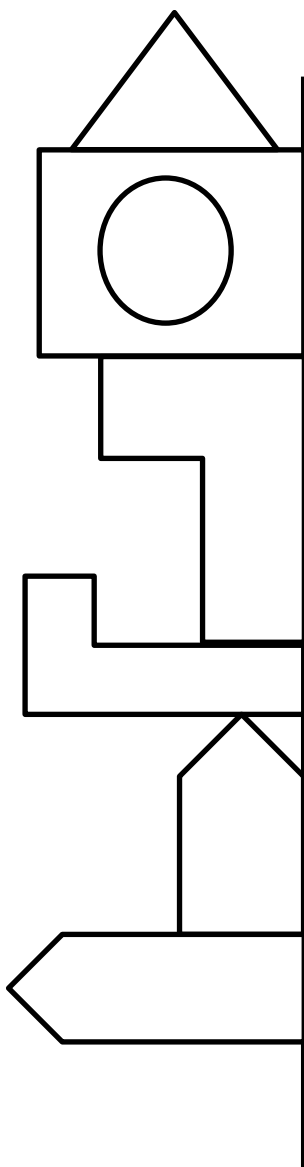


CYCLE 2 Découverte du monde. Prénom _____


SYMETRIE selon un axe vertical

Découper les formes et les replacer à droite de l'axe vertical :

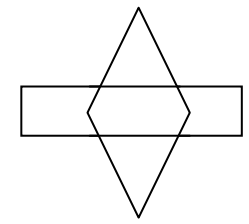
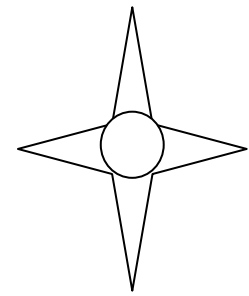
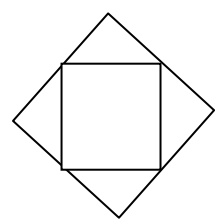
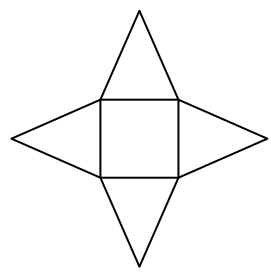
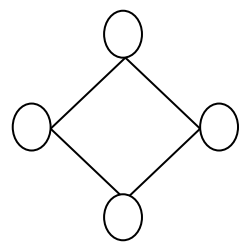
Coloriage symétrique ensuite




GS /notion de repérages topologiques (haut bas droite gauche) : Colorier les figures en se référant au modèle



Prénom :..... bilan : ○



GS /notion de repérages topologiques (haut bas droite gauche) : Colorier les figures en se référant au modèle



Prénom :..... bilan : ○

