

Prénom : _____

Date : _____

Retirer le filigrane maintenant



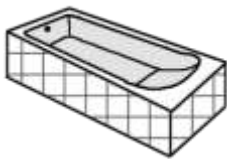
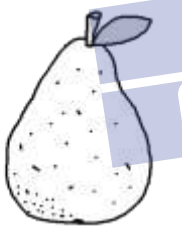
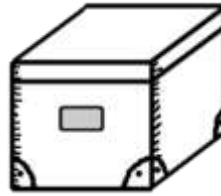




LECTURE

Etude de sons

[wa]

Colorie lorsque tu entends le son [wa].



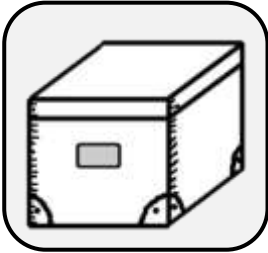


LECTURE

Assemblage syllabique

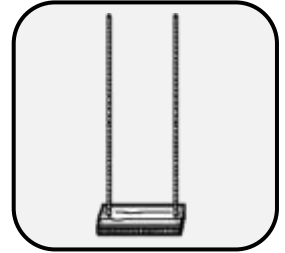
[wa]

1. Coche la case qui correspond à la syllabe où tu entends [wa].










2. Ecris la syllabe que tu entends au début de chaque mot.












3. Ecris les syllabes manquantes.



ar _ re



ba _ r



_ sson



é _ le

4. Forme un mot avec les syllabes contenues dans le sac et écris-le.









LECTURE

Mots fléchés

[wa]
oi

Complète la grille.

TROIS - COIFFEUSE - ROI - OISEAU - ARMOIRE - BAVOIR - BOITE - ROI - VOITURE - ETOILE - POIRE

The crossword grid is composed of empty squares. The following words are to be placed based on the illustrations and arrows:

- Vertical word (1):** OISEAU (Bird) - 7 letters, starting at row 2, column 4.
- Horizontal word (2):** COIFFEUSE (Hairdresser) - 8 letters, starting at row 3, column 1.
- Vertical word (3):** BAVOIR (Pitcher) - 5 letters, starting at row 4, column 3.
- Horizontal word (4):** VOITURE (Car) - 7 letters, starting at row 5, column 1.
- Vertical word (5):** ROI (King) - 3 letters, starting at row 6, column 7.
- Horizontal word (6):** ETOILE (Star) - 5 letters, starting at row 7, column 1.
- Horizontal word (7):** ARMOIRE (Cabinet) - 7 letters, starting at row 8, column 1.
- Horizontal word (8):** BOITE (Box) - 5 letters, starting at row 9, column 3.

Additional clues: A hand pointing to the start of the horizontal word 'COIFFEUSE'. A star with an arrow pointing to the start of the horizontal word 'ETOILE'. A crown with an arrow pointing to the start of the vertical word 'ROI'. A number '3' with a downward arrow indicating the length of the vertical word 'ROI'.

Prénom : _____

Date : _____

Retirer le filigrane maintenant

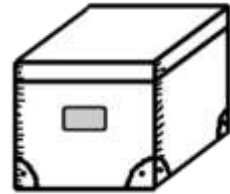
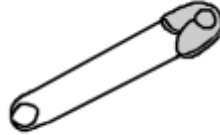
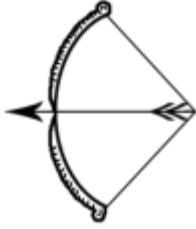


LECTURE

Etude de sons

[e]

Colorie lorsque tu entends le son [e].





	LECTURE	Assemblage syllabique	[e]
---	---------	-----------------------	-----

1. Coche la case qui correspond à la syllabe où tu entends [e].









2. Ecris la syllabe que tu entends au début de chaque mot.



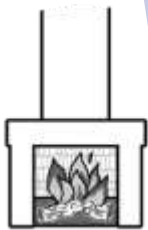








3. Ecris les syllabes manquantes.



chemi e



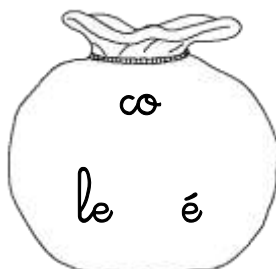
ca ra



pou e

4. Forme un mot avec les syllabes contenues dans le sac et écris-le.







dé - dé



[e]

É é é

1. Entoure la lettre É é é .

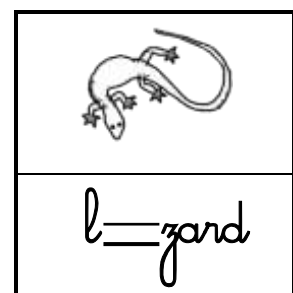
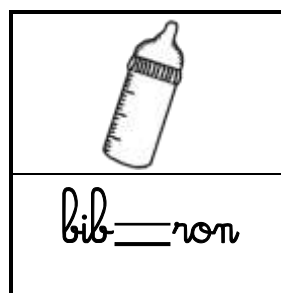
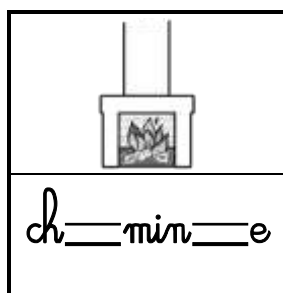
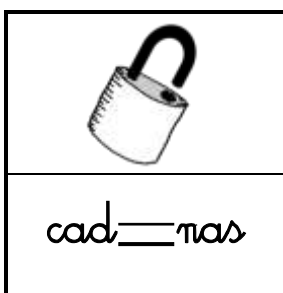
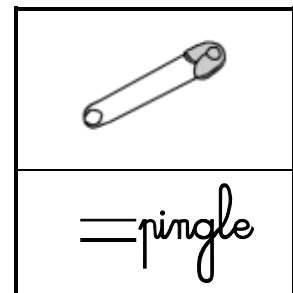
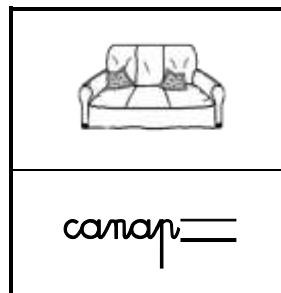
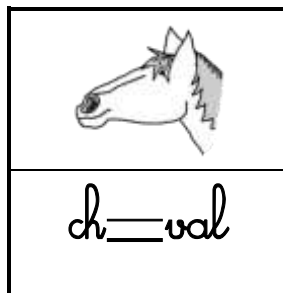
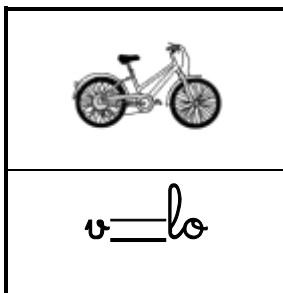
É è É ê é é È é e é é È e è

Ê é é É â e È c é à é î É é

2. Entoure la lettre qui fait le son [e] dans chaque mot.

café clé année épine thé fée
 pâté écrire école ÉLÈVE fusée

3. Complète avec é ou e.



étoile – étoile



[wa]

oi oi

1. Entoure les lettres oi oi .

oi ai ou oi ui ou an ou ou oi on ou

on ai ou or ou oi on ou oi oi on ou

2. Entoure les lettres qui font le son [wa] dans chaque mot.

soir mouchoir boire poivre moi
couloir choisir foire TROIS

3. Relie chaque syllabe à une image.

coi

poi

voi

moi

roi

